



GOVERNMENT OF ABIA STATE OF NIGERIA

**ABA SOUTH LOCAL GOVERNMENT
ABA**

**AUDITED FINANCIAL STATEMENTS
REPORT FOR THE YEAR ENDED DECEMBER
31, 2020**



**OFFICE OF THE AUDITOR-GENERAL
FOR LOCAL GOVERNMENTS
ABIA STATE**

ABA SOUTHLLOCAL GOVERNMENT

ABA

2020 AUDITED STATUTORY REPORTS

TABLE OF CONTENTS

S/N	DETAILS	PAGES
1.	TABLE OF CONTENTS	i
3.	DECLARATION 1	ii-iii
5.	ACCOUNTING POLICIES	iv
6.	AUDITED STATUTORY REPORTS	v – ix
7.	STATEMENT 1	1-2
8.	STATEMENT 2	3-4
9.	STATEMENT 4	5-6
10.	STATEMENT 5	7-16
11.	STATEMENT 6	17-23

GOVERNMENT OF ABIA STATE OF NIGERIA

Fax: 088-221621
GSM: 08033923315
09026442662
Email: logauditabia@gmail.com
Net: www.logauditabia.ngr.org



OFFICE OF THE AUDITOR-GENERAL
FOR LOCAL GOVERNMENTS
LOCAL GOVT. AUDIT HEADQUARTERS
PRIVATE MAIL BAG 7030
UMUAHIA, ABIA STATE

LOGAUD/AR.01/ABS/05

June 21, 2021

AUDIT CERTIFICATE

The general purpose financial statement of **Aba South Local Government** for year ended December 31, 2020 have been examined by me, in accordance with Generally Accepted Accounting and Auditing Standards. All funds allocated by the state Local Government Joint Allocation Account Committee (SLJAAC) as at December 31, 2020 was recognized in the financial statements. I confirm that the information in the State Local Government Joint Accounts Allocation Committee (SLGJAAC) records are in accordance with the FAAC receipts in the financial statements of Aba South Local Government for the year 2020. Thus I attest the completeness of State Local Government Joint Accounts Allocation Committee (SLGJAAC) funds as contained in the financial statements based on the available records.

2. I obtained all the information and explanations required for the purpose of the audit; and certify the accounts, subject to the observations made in the Audit Inspection Reports.

3. In my opinion, the **Financial Statement** represents a **true and fair** view of the state of affairs and financial position of the **Local Government** as at December 31,2020.

A handwritten signature in green ink, appearing to read 'Ehiemere Chidi C.', is positioned above the printed name.

EHIEMERE CHIDI C.

AG. AUDITOR-GENERAL FOR LOCAL GOVTS.
ABIA STATE



GOVERNMENT OF ABIA STATE NIGERIA
ABA SOUTH LOCAL GOVERNMENT
ABA


DECLARATION 1

RESPONSIBILITY FOR THE FINANCIAL STATEMENTS

These Accounts have been prepared by the Treasurer of **Aba SouthLocal Government** in accordance with the provisions of the Finance (control and management) Act 1958 as amended. The financial Statements comply with generally accepted accounting practices.

2. The Treasurer is responsible for establishing and maintaining a system of internal controls designed to provide reasonable assurance that the transactions recorded are within statutory authority, and properly record the use of all public financial resources by the Local Government. To the best of my knowledge, this system of internal control has operated adequately throughout the reporting period.

Treasurer:

Signed 

Name 

Date 

3. We accept responsibility for the integrity of these financial statements: the information they contain and their compliance with the financial (Control and Management) Act 1958 as amended; International Public Sector Accounting Standards (IPSASs); and other extant financial regulations.

4. In our opinion, these financial statements fairly reflect the financial position of the Local Government as at December 31, 2020; and its operations for the year ended on that date.

Treasurer

Sign 

Name Hwale Wong

Date 28/6/2021

Chairman



Name Hon. Immortal Clinton

Date 28/6/2021

GOVERNMENT OF ABIA STATE OF NIGERIA

Fax: 088-221621
GSM: 08033923315
09026442662
Email: logauditabia@gmail.com
Net: www.logauditabia.ngr.org



OFFICE OF THE AUDITOR-GENERAL
FOR LOCAL GOVERNMENTS
LOCAL GOVT. AUDIT HEADQUARTERS
PRIVATE MAIL BAG 7030
UMUAHIA, ABIA STATE

LOGAUD/AR.01/ABS/05

June 21, 2021

DECLARATION 2

OPINION OF AUDITOR-GENERAL FOR LOCAL GOVERNMENTS

I confirm that I have examined and audited the financial statements of **Aba South Local Government**, which have been prepared under the accounting policies set out to this report, which covered the following key areas:

RESPONSIBILITY OF TREASURER

2. The Treasurer is responsible for the compilation and supervision of the accounts of the Local Government, in accordance with the appropriate section of the Finance (Control and Management) Act 1958, as amended. It is my responsibility to audit and form an independent opinion on the financial statements audited.

THE SCOPE OF MY AUDIT

3. I have conducted the audit in accordance with the generally accepted auditing standards. The approach and methodology adopted for the audit are as stated in New Model Financial Memoranda For Local Governments, 2009; and also in compliance to International Public Sector Auditing and Accounting Standards; and other extant financial regulatory Authorities. Audit noted a great level of non-compliance with laid down procedures of the retirement of payment vouchers as contained in FM 14:4-10. Particular attention is required on unretired advances, payments contrary to the law, and payments without internal audit check as contained in the Audit Inspection Report.

OPINION

4. I certify that the financial statements present fairly the performance and financial position of the Local Government, as at December 31, 2020, in accordance with the appropriate sections of the Audit Act 1956 as amended.



EHIEMERE CHIDI C.

Ag. Auditor-General for Local Govts.
Abia State

Dated this 21stDay Of June, 2021

STATEMENT OF ACCOUNTING POLICIES

1. **BASIS OF PREPARATION / STATEMENT OF COMPLIANCE**

The General purpose Financial Statements have been prepared in line with International Public Sector Accounting Standards IPSAS cash basis. The cash basis of accounting recognizes transactions and events only when cash or cash equivalents are received or paid.

2. **BASIS OF MEASUREMENT**

The General purpose financial statements have been prepared under historical cost convention.

3. **REPORTING CURRENCY**

The Financial statements were presented in Nigeria Naira and kobo, which is the functional currency of the Local Government.

4. **ACCOUNTING PERIOD**

The accounting year (fiscal year) is January 1, to December 31 in line with National Treasury Circular Ref: OAGF/CAD/026/V.I/102 of 30th December 2013. Each accounting year is divided into 12 calendar months (periods) and are set up as such in the accounting system.

5. **COMPARATIVE INFORMATION**

The financial statements presented contain last year actual records for ease of comparison.

6. **BUDGETING FORMATION**

The Annual Budget was prepared in compliance with IPSAS cash Basis. All planned cost and incomes were presented in a single statement to determine the need of the Local Government.

7. **GOING CONCERN**

The General purpose financial statements have been prepared on a going concern basis.

8. **REVENUE**

Revenue from exchange and non-exchange transactions were recognized in the financial statements when the event occurred and cash received.

9. **EXPENSES**

All expenses were recognized in the period they were incurred and payments made.

10. **STATEMENT OF CASH FLOW**

The statement of cash flow was prepared using direct method in accordance with the format provided in the General purpose financial statements.

11. **CASH AND CASH EQUIVALENT**

Cash and cash equivalent included cash balances on hand, held in bank accounts demand deposit and other highly liquid investments with an original maturity of three months or less and are reproved under current assets in the statement of financial position.

12. **UNREMITTED DEDUCTIONS**

Unremitted deductions are monies owed to third parties such tax authorities schemes, Association and Government Agencies. The monies include Tax PAYE and other deductions at source.

13. **TRANSFER TO OTHER GOVERNMENT ENTITIES**

Transfer to other Government entities are not exchange items and were recognized as expenses in the statement of Consolidated Revenue Fund.

**AUDIT REPORT ON THE FINANCIAL STATEMENTS
OF ABA SOUTH LOCAL GOVERNMENT
FOR THE YEAR ENDED DECEMBER 31, 2020**

The Accounts of **Aba South Local Government** for the year ended December 31, 2020, have been examined by me as provided in Chapter 5 of Abia State Local Government Law No. 2 of 2006, in accordance with New Model Financial Memoranda For Local Governments, 2009; and also in compliance to International Public Sector Auditing Standards cash basis; and other extant financial Regulatory Authorities. And I hereby certify that the accounts were prepared on the basis of International Public Sector Accounting Standards pertaining to Local Government systems; subject to observations made in both Audit Inspection Report thereof, and this report. The audited financial statements and inspection reports were issued to Abia State House of Assembly, the State Executive Governor and all concern authorities in accordance with relevant statutory provisions of the Law.

STATEMENT 1

**STATEMENT OF CASH FLOW
FOR THE YEAR ENDED DECEMBER 31, 2020**

2. The total net cash in/(out) flows arising from the year's operating, investing and financing activities amounted to ~~N~~99,741,235.40.

3. The current year total net Cash Flows from all Activities in cash and cash equivalents of ~~N~~99,741,235.40 added to cash and cash equivalents of ~~N~~69,465,992.48 at the beginning; and the amount for Certificate of Deposits, summed up to ~~N~~169,207,227.88 being Cash and cash Equivalents at the end.

4. The Cash and Cash Equivalents at the end are in agreement to the Closing Cash Balances and Certificates of Deposits. Vide Note 26 for details.

STATEMENT 2

STATEMENT OF ASSETS AND LIABILITIES AS AT DECEMBER 31, 2020

ASSETS

5. The Cash Assets as at December 31, 2020, amounted to ₦173,609,107.88. This figure includes Cash and Cash Equivalents of ₦169,207,227.88, and the outstanding Receivables of ₦4,401,880.00.

LIABILITIES

6. The Cash liabilities as at December 31, 2020, amounted to ₦10,674,497.63.

NET ASSETS/EQUITIES

7. Matching liabilities against the assets results in net assets/equities. As at December 31, 2020, the accumulated Reserves stood at ₦162,934,610.25.

STATEMENT 3

STATEMENT OF CONSOLIDATED REVENUE FUND FOR THE YEAR ENDED DECEMBER 31, 2020

REVENUE

8. Total accrued revenue for the year amounted to ₦2,958,469,458.32. Over 63.23% of this amount, that is, ₦1,869,135,364.12 was realized as statutory revenue from Federal Accounts Allocation Committee (FAAC). A sum of ₦780,332,307.60 represent revenue share of Value Added Tax (VAT) of 26.37%. The sum of ₦200,235,294.12 represent Government share of loan facilities of 6.77%. A sum of ₦39,300,500.00 was internally generated, this constituted 1.33% of the total accrued revenue. The remaining 2.30% was Transfer from Consolidated Revenue fund, which amounted to ₦69,465,992.48.

EXPENDITURE

9. Total expenditure incurred during the year amounted to ~~₦2,795,534,848.07~~. This comprises ~~₦939,784,006.58~~ for Salary; ~~₦200,977,300.00~~ being Over Head Cost and the sum of ~~₦1,642,773,541.49~~ which represent transfer of payments.

ASSETS

10. During the year, the Local Government acquired non-current assets on Property, Plant and Equipment of ~~₦12,000,000.00~~.

SURPLUS/ (DEFICIT)

11. Surplus/(Deficit) from Operating Activities for the Year amounted to ~~₦162,934,610.25~~.

STATEMENT 5

STATEMENT OF COMPARISON OF BUDGET AND ACTUAL AMOUNTS FOR THE YEAR ENDED DECEMBER 31, 2020

BUDGETED REVENUE

12. The Budgeted Revenue of ~~₦4,127,480,750.00~~ exceeded the Actual Revenue of ~~₦2,958,469,458.32~~, by ~~₦1,169,011,291.68~~.

13. Significant differences between estimated and actual revenue during the year occurred on the following Heads:

Head/ Sub- Heads	Details of Revenue	Total Approved Estimates	Actual Revenue	Variance
		₦	₦	₦
1101	GOVERNMENT SHARE OF FAAC			
110101	Statutory Allocation	2,651,455,750.00	1,869,135,364.12	782,320,385.88
110102	Value added Tax (VAT)	1,100,000,000.00	780,332,307.60	319,667,692.40
110103	Others	201,000,000.00	200,235,294.12	764,705.88
1201	TAX REVENUE			
120201	Personal Taxes	40,500,000.00	10,862,000.00	29,638,000.00
1202	NON-TAX REVENUE			
120201	Licences	22,625,000.00	5,000,000.00	17,625,000.00
120204	<i>Fees</i>	33,600,000.00	5,088,500.00	28,511,500.00
120207	<i>Earnings</i>	78,200,000.00	18,300,000.00	59,900,000.00
120208	<i>Rent on Govt. Building</i>	100,000.00	50,000.00	50,000.00
1401	TRANSFERS			
140101	<i>Transfer from Consolidated Revenue Fund</i>		69,465,992.48	(69,465,992.48)

BUDGETED EXPENDITURE

14. The total approved expenditure estimates for the year summed up to ₦3,526,345,590.00. Whereas, the total actual expenditure amounted to ₦2,795,534,848.07. The estimated expenditure exceeded the actual Expenditure by ₦730,810,741.83.

15. Significant differences between estimated and actual expenditure during the year occurred on the following Heads:

Head/ Sub- Heads	Details of Expenditure	Total Approved Estimates	Actual Expenditure	Variance
		₱	₱	₱
2101	SALARY			
210101	Salaries And Wages	1,585,996,590.00	939,784,006.58	646,212,583.42
2202	OVERHEAD COST			
220201	Travel & Transport	17,533,000.00	17,200,000.00	333,000.00
220203	Materials & Supplies	11,350,000.00	10,000,000.00	1,350,000.00
220204	Maintenance Services	8,236,000.00	4,900,000.00	333,600.00
220205	Training	9,900,000.00	7,400,000.00	2,500,000.00
220206	Other Services	93,750,000.00	80,555,000.00	13,195,000.00
220207	Consulting & Prof. Services	17,700,000.00	1,000,000.00	16,700,000.00
220208	Fuel & Lubricants	2,700,000.00	2,000,000.00	700,000.00
220209	Financial Charges	700,000.00	500,000.00	200,000.00
220210	Miscellaneous expenses	78,480,000.00	77,422,300.00	1,057,700.00
2207	Transfer of payment	1,700,000,000.00	1,642,773,541.49	45,226,458.51
	Transfer to capital dev. fund	-	12,000,000.00	(12,000,000.00)

BUDGETED ASSETS

16. During the year under review, there were no Budgeted Assets.

BUDGETED LIABILITIES/EQUITIES

17. During the year under review, there were no budgeted liabilities.

STATEMENT 6

NOTES TO THE ACCOUNTS FOR THE YEAR ENDED DECEMBER 31, 2020

USES

18. Generally, notes to the accounts are made to provide detail explanatory financial, economic and social information relating to the data computed, compiled, collated and generated for the purposes of presenting meaningful financial information as recorded in Statements 1 - 5 to this reports.

ADOPTION


19. In preparing and presenting the financial statements, strict adherence to the prescriptions of International Public Sector Accounting Standards (IPSASs), was employed. However, notes to the accounts, employed in this reports were those related to Third Tier Governments of the Federation, in general; and peculiar to Abia State Local Government systems, in particular.

WORKING CAPITAL

20. The working capital at the end of the financial year stood at ₦162,934,610.25. This is in agreement with total Net Assets/Equities as per Statement 1 (Statement of Financial Position), and the Net Surplus/ (Deficit) for the Period, as per Statement 2 (Statement of Financial Performance).

GENERAL

21. The preceding comments and certain other matters, which may affect the accuracy of the accounts, are under correspondence.



EHIEMERE CHIDI C.

Ag. Auditor-General for Local Govts.
Abia State

Dated this 21st Day Of June, 2021

**ABA NORTH LOCAL GOVERNMENT
EZIAMA**

**STATEMENT OF CASH FLOW
FOR THE YEAR ENDED 31ST DECEMBER, 2020**

Description	Notes	2020		2019	
		₦	₦	₦	₦
CASH FLOWS FROM OPERATING ACTIVITIES					
Inflows					
Statutory Revenue	1	1,114,111,377.97		1,327,248,412.17	
VAT	1.1	442,432,150.18		357,849,172.56	
Direct Taxes	2	2,096,431.08		2,225,900.00	
Licences, Fines, Royalties, Fees etc.	3	12,962,135.00			
Earnings & Sales	3	33,678,308.15		44,457,672.94	
Rents of Government Properties					
Investment Income					
Interest & Repayment General					
Re-imburement					
Funds from Special Accounts					
Domestic Aid and Grants					
External Aid & Grants					
Gains from exchange transactions					
Other Revenue(e.g. Plea Bargain)	7	200,235,294.12		218823529.41	
Total Inflow from Operating Activities			1,807,360,696.32	1,050,604,687.08	
Outflows					
Personnel Emoluments	9	891,608,996.14		900,576,316.36	
Overhead (Payment to Consultants, Suppliers etc)	11	84,946,554.30		47,000,000.00	
Contribution to Pension Schemes					
Contribution to Other Employee Schemes	12	764,528,621.70			-
Consolidated Revenue Charges					
Interest Payment					
Total Outflow from Operating Activities			1,741,079,172.14	1,073,688,802.43	
Net Cash Inflow/(Outflow) From Operating Activities*			66,281,524.18	(70,660,431.71)	
CASH FLOW FROM INVESTING ACTIVITIES					
Purchase/ Construction of Assets (According to Sector s)					
Purchase of Financial Market Instrument s					
Investment in Private Companies					
Investment in Development of Natural Resources					
Foreign Investments					
Proceeds from Foreign Investments					
Proceeds from Sales of Fixed Assets					

Dividends Received				
Net Cash Flow from Investing Activities				
CASH FLOWS FROM FINANCING ACTIVITIES				
Proceeds from Domestic Loans & Other Borrowings (Receivable)	24	(63,617,950.00)		(70,660,431.71)
Proceeds from External Loans & Other Borrowings				
Grants and Loans to Other Governments/Agencies				
Contribution/Subscriptions to International Agencies/Bodies				
Repayment of Loans (Deposit)	31	22,856,331.21		22,932,330.00
Net Cash Flow from Financing Activities			(40,761,618.79)	(47,458,670.00)
Net Cash Flow from all Activities			25,519,905.39	(118,119,101.71)
Cash & Its Equivalent as at 1/1/ 2020			14,847,234.45	132,966,336.16
Cash & Its Equivalent as at 31/12/ 2020	22		40,367,139.84	14,847,234.45

Treasurer

Chairman

NAME

U/4 Ugonne Sire

KONNE CHIMETHILURA

DATE

29/6/21

29/06/2021


The accompanying notes forms-an integral part of the General Purpose Financial Statement (GPFS)

**ABA NORTH LOCAL GOVERNMENT
EZIAMA**

**STATEMENT OF ASSETS & LIABILITIES
FOR THE YEAR ENDED 31ST DECEMBER, 2020**

	Ref.	Notes	2020		2019	
			AMOUNT ₦	TOTAL ₦	AMOUNT ₦	TOTAL ₦
ASSETS						
Current Assets						
Cash and Cash Equivalents	3101 – 4	22	40,367,139.84		14,847,234.45	
Inventories	3105	23				
Receivables	3106 – 7	24	63,617,950.00		70,660,431.71	
Prepayments	3108	25				
Total Current Assets A				103,985,089.84		85,507,666.16
Non-Current Assets						
Loans Granted	3110	26				
Investments	3109	27				
Fixed Assets - Property, Plant & Equipment	3201	28				
Investment Property	3202	29				
Intangible Assets	3301	30				
Total Non-Current Assets B						
Total Assets C = A + B				103,985,089.84		85,507,666.16
LIABILITIES						
Current Liabilities						
Deposits	4101	31	22,856,331.21		22,935,330.00	
Loans & Debts (Short Term)	4102	32				
Unremitted Deductions	4103	33				
Accrued Expenses (Including Pension & Gratuity)	4104	34				
Current Portion of Borrowings	4105	35				
Total Current Liabilities D				22,856,331.21		22,935,330.00
Non-Current Liabilities						
Public Funds	4601	36				
Borrowings	4602	37				
Total Non-Current Liabilities E						
Total Liabilities: F = D + E				22,856,331.21		22,935,330.00
Net Assets: G = C - F				<u>81,128,756.63</u>		<u>62,572,336.16</u>
NET ASSETS/EQUITY						
Reserves		38				

Accumulated Surpluses / (Deficits)		39	81,128,758.63		62,572,336.16	
Total Net Assets/Equity:				<u>81,128,756.63</u>		<u>62,572,336.16</u>




Treasurer



Chairman

NAME 



DATE 




The accompanying notes forms-an integral part of the General Purpose Financial Statement (GPFS)

**ABA NORTH LOCAL GOVERNMENT
EZIAMA**

**STATEMENT OF CONSOLIDATED REVENUE FUND
(INCOME & EXPENDITURE) FOR THE YEAR ENDED 31ST DECEMBER, 2020**

Previous Year Actual 2019		Notes	Actual 2020	Final Budget 2020	Initial/Original Budget 2020	Supplementar y Budget 2020	Variance on Final Budget
N			N	N	N	N	N
			A	B(C+D)	C	D	E(B-A)
40,367,139.84	Opening Balance		14,847,234.45				
	REVENUE						
1,685,097,584.73	Government Share of FAAC (Statutory Revenue)	1	1,556,543,527.97	2,100,000,000.00	2,100,000,000.00		343,221,177.91
2,225,900.00	Tax Revenue	2	2,096,431.08	4,700,000.00	4,700,000.00		2,603,568.92
44,457,672.94	Non-Tax Revenue	3	48,485,443.15	55,000,000.00	55,000,000.00		6,514,556.85
	Investment Income	4					
	Interest Earned	5					
	Aid & Grants	6					
218,823,529.41	Other Capital Receipts	7	200,235,294.12	210,000,000.00	210,000,000.00		9,764,705.88
	Debt Forgiveness	8					
1,950,604,687.08	Total Revenue		1,822,207,930.77	2,369,700,000.00	2,369,700.00.00		521,972,163.84
	EXPENDITURE						
900,576,315.36	Salaries & Wages	9	891,608,996.14	1,093,436,000.00	1,093,436,000.00		201,827,003.86
	Allowances & Social Contribution	9					
	Social Benefits	10					
47,000,000.00	Overhead Cost	11	84,946,554.30	200,000,000.00	200,000,000.00		115,058,445.70
1,073,688.002.43	Transfer to other Govt. Entities	12	764,528,621.70	800,000,000.00	800,000,000.00		35,471,378.30
	Transfer to capital Development Fund	12.1					
	Subsidies	13					
	Depreciation Charges	14					
	Impairment Charges	15					
	Amortization Charges	16					
	Bad Debts Charges	17					
2,021,215,118.79	Total Expenditure		1,741,079,172.14	2,093,436,000.00	2,093,436,000.00		352,356,827.86
	Surplus / (Deficit) from Operating Activities for the Period		81,128,758.63	276,264,000.00	276,264,000.00		209,982,475.82
	Public Debt Charges	18					
	Gain/Loss on Disposal of Asset	19					

	Gain/Loss on Exchange Transaction	20					
	Total Non-Operating Revenue / (Expenses)						
(70,610,431.71)	Surplus/(Deficit) from Ordinary Activities e = (c+d)		81,128,758.63	276,264,000.00	276,264,000.00		209,982,475.82
	Minority Interest Share of Surplus / (Deficit) (f)	21					
(70,610,431.71)	Net Surplus/(Deficit) for the Period g = (e-f)		81,128,758.63	276,264,000.00	276,264,000.00		209,982,475.82



Treasurer



Chairman

NAME



NAME



DATE



DATE



The accompanying notes forms-an integral part of the General Purpose Financial Statement (GPFS)

**ABA NORTH LOCAL GOVERNMENT
EZIAMA**

STATEMENT 5

**STATEMENT OF COMPARISON
OF BUDGET AND ACTUAL AMOUNTS FOR
THE YEAR ENDED DECEMBER 31, 2019**

S/N	Statement	Particulars
1.	5.1	COMPARATIVE STATEMENT OF REVENUE
2.	5.2	COMPARATIVE STATEMENT OF EXPENDITURE
3.	5.3	COMPARATIVE STATEMENT OF ASSETS
4.	5.4	COMPARATIVE STATEMENT OF LIABILITIES/EQUITIES

**ABA NORTH LOCAL GOVERNMENT
EZIAMA**

STATEMENT 5.1

**STATEMENT OF COMPARISON OF
BUDGET AND ACTUAL AMOUNTS FOR
THE YEAR ENDED DECEMBER 31, 2020**

**COMPARATIVE STATEMENT OF REVENUE
FOR THE YEAR ENDED DECEMBER 31, 2020**

Econ Code		Details of Revenue	NOTE	Total Approved Estimate	Actual Revenue	Variance
				₦	₦	₦
1		REVENUE				
11		GOVERNMENT SHARE OF FAAC (STATUTORY REVENUE)				
1101		GOVERNMENT SHARE OF FAAC (STATUTORY REVENUE)				
	01	Statutory Allocation		1,700,000,000.00	1,314,346,671.91	385,653,328.09
	02	Value added Tax (VAT)		400,000,000.00	442,432,150.18	(42,432,150.18)
	03	Excess Crude				
		TOTAL GOVERNMENT SHARE OF FAAC (STATUTORY REVENUE)		2,100,000,000.00	1,756,543,527.97	343,221,177.91
		TOTAL GOVERNMENT SHARE OF FAAC (1101)		2,100,000,000.00	1,756,778,822.09	343,221,177.91
		TOTAL GOVERNMENT SHARE OF FAAC (11)				
12		INDEPENDENT REVENUE				
1201		TAX REVENUE				
120101		PERSONAL TAXES				
	01	CAPITAL RATE (Current)				
	06	Capital Rate (Arrears)				
		Property rate (Current)		2,000,000.00	1,539,831.08	460,168.92
		Property Rate (Arrears)				
	09	Other service taxes/property rate		-		
		Sub-Total TAX REVENUE (120101)		4,700,000.00	2,096,431.08	2,603,568.92
		TAX REVENUE (1201)		4,700,000.00	2,096,431.08	2,603,568.92
1202		NON-TAX REVENUE				

120201		LICENCES			
	12	Liquor Licences	5,870,000.00	1,500,000.00	4,370,000.00
	17	Radio/Television	200,000.00	730,000.00	530,000.00
	20	Hawkers Permit	300,000.00	5,000.00	295,000.00
	24	Cold storage house Lic	250,000.00	40,000.00	210,000.00
	26	Kiosk/store licences	3,300,000.00	48,000.00	3,252,000.00
	31	Economic	80,000.00	100,000.00	20,000.00
	37	Borhole Drilling Licnce	300,000.00	240,000.00	60,000.00
	40	Car wash Lic	200,000.00	10,000.00	150,000.00
		Eating House	3,615,000.00	1,845,000.00	1,770,000.00
		Sub-Total Licences (120204)	10,500,000.00	4,518,000.00	5,982,000.00
120204		FEES			
	17	<i>Issuance of LG of origin o certificate</i>	500,000.00	7,000.00	(6,500,000.00)
	18	<i>Change of ownership</i>	200,000.00	2,560,000.00	(2,360,000.00)
	26	<i>Development fee</i>	200,000.00	50,000.00	150,000.00
	27	<i>Parking fee/loading of loading</i>	50,000.00	2,067,000.00	2,017,000.00
	36	<i>Billboard advert fee</i>	1,500,000.00	152,635.00	1,347,365.00
	42	<i>Business/Trade operating</i>	100,000.00	993,635.00	1,893,02
	43	<i>Daily market tolls</i>	700,000.00	1,720,000.00	(1,020,000)
	48	<i>Temporary structure</i>	150,000.00	200,500.00	50,500.00
	49	<i>Contractor Reg. fee</i>	200,000.00	1,900,000.00	1,700,000.00
	50	<i>Reg/Renewal of traffic</i>	1,000,000.00	5,000.00	995,000.00
	54	<i>Marriage/divorce</i>	100,000.00	6,500.00	93,500.00
	59	<i>Birth/Death Reg fee</i>	3,620,000.00	5,000.00	3,615,000.00
	60	<i>Public Toilet mgt fee</i>	2,880,000.00	407,365.00	2,472,635.00
	62	<i>Hotel Env. inspection fee</i>	1,000,000.00	4,500.00	995,500.00
	63	<i>Vehicle obstruction/nuisance</i>	500,000.00	95,000.00	405,000.00
	64	<i>Signature forms</i>	1,000,000.00	122,000.00	878,000.00
		Sub-Total Fees I (120204)	15,500,000.00	10,289,135.00	5,210,865.00
120207		EARNINGS			
	06	<i>Earnings from toll gates/Mkt Toll</i>	15,000,000.00	13,466,208.15	1,533,781.85
	11	<i>Earnings from temporary structure</i>	1,000,000.00	6,186,000.00	(5,186,000.00)
	20	<i>Earnings from guest houses</i>	13,000,000.00	14,026,100.00	(1,026,100.00)
		Sub-Total Earnings (120207)	29,000,000.00	33,678,308.15	(4,678,308.15)
		Non- Tax Revenue (1202)			
		Total INDEPENDENT REVENUE (12)	59,700,000.00	50,581,874.23	9,118,125.77
1401		Transfer from consolidated revenue fund			
1402		Other Capital Receipts			
1501		TRANSFERS			
	01	Transfer From Govt. Establishments		14,847,234.45	(14,847,234.45)
		TOTAL REVENUE	2,159,700,000	1,822,207,930.77	337,492,069.23

**ABA NORTH LOCAL GOVERNMENT
EZIAMA**

STATEMENT 5.2

**STATEMENT OF COMPARISON OF
BUDGET AND ACTUAL AMOUNTS FOR
THE YEAR ENDED DECEMBER 31, 2020**

**COMPARATIVE STATEMENT OF EXPENDITURE
FOR THE YEAR ENDED DECEMBER 31, 2020**

Econ Code		Details of Expenditure	NOTE	Total Approved Estimates	Actual Expenditure	Variance
				₦	₦	₦
2		EXPENDITURES				
21		PERSONNEL COST				
2101		SALARY				
210101		SALARIES AND WAGES				
	01	Salary		1,093,436,000.00	891,608,996.14	201,827,003.86
	02	Over Time Payments				
	03	Consolidated Revenue Fund Charge – Sal.				
		Sub-Total Salaries and Wages (210101)				
		Sub-Total Salary (2101)		1,093,436,000.00	891,608,996.14	201,827,003.86
		TOTAL PERSONNEL COST(21)		1,093,436,000.00	891,608,996.14	201,827,003.86
220201		TRAVEL & TRANSPORT				
	01	Local travel & transport: training		8,000,000.00	2,236,000.00	5,764,000.00
	02	Local travel & transport Others		10,900,000.00	16,283,500.00	(5,383,500)
	03	Non Accident Bonus				
		Sub-Total Travel & Transport(220201)		18,900,000.00	18,519,500.00	380,500.00
220202		UTILITIES				
	01	Electricity Charges		400,000.00	-	400,000.00
	02	Telephone		300,000.00	-	300,000.00
	03	Internet Accessories				
	04	Sewaga Charges		550,000.00	-	550,000.00
	05	Postage & Courier Services		300,000.00		300,000.00
		Sub-Total Utilities (220202)		1,550,000.00		1,550,000.00

220203		Materials & Supplies				
	01	Office Stationeries /Computer consumables		3,100,000.00	1,013,000.00	2,087,000.00
	05	Printing & Non Security Documents		1,500,000.00	526,690.00	973,310.00
	06	Printing of Non Security Documents		2,500,000.00	44,200.00	2,455,800.00
		Sub-Total Materials & Supplies (220203)		7,200,000.00	1,583,890.00	5,516,110.00
220204		Maintenance Services				
	01	Maintenance of motor vehicle / transport equipment		3,000,000.00	23,000.00	2,977,000.00
	02	Maintenance of Office Furniture		500,000.00		500,000.00
	03	Maintenance of Building/Residential Quarters				
	04	Maintenance of Office /IT Equipment		500,000.00		500,000.00
	05	Maintenance of Plant/Gen st				
	06	Other Maintenance Services		3,500,000.00	435,000.00	3,065,000.00
	10	Maintenance of Street Lights				
	12	Maintenance of Market/Public Places				
	13	Minor Road Maintenance		3,000,000.00		3,000,000.00
		Sub-Total Maintenance Services (220204)		10,500,000.00	458,000.00	10,042,000.00
220205		Training				
	01	Local Training		4,900,000.00	815,000.00	4,085,000.00
		Conference				
		Sub-Total Training (220205)		4,900,000.00	815,000.00	4,085,000.00
220206		Other Service				
	01	Security Services		10,280,000.00		10,280,000.00
	03	Residential Rent				
	04	Security Vote (Including Operations)		48,000,000.00	39,500,000.00	8,500,000.00
	05	Clearing & Fumigation				
	06	National Security & Civil Defence Services Corps		5,400,000.00	560,000.00	4,840,000.00
	07	Servicon Activities				
		Sub-Total Other Services (220206)		63,680,000.00	40,060,000.00	23,620,000.00
220207		Consulting & Professional Services				
	02	Information Technology				
	03	Finance (Audit Fees, etc)		2,000,000.00		2,000,000.00
	07	Agricultural Consulting				
	09	Special Committee		1,250,000.00		1,250,000.00
	10	Statistical Survey & Data Collection		2,000,000	330,000.00	1,670,000
		Sub-Total Consulting & Professional Services(220207)		5,250,000.00	330,000.00	4,920,000.00
220208		FUEL & LUBRICANTS				
	01	Motor Vehicle Fuel Cost		3,150,000	-	3,150,000
	02	Other Transport Equipment Fuel Cost				

	03	Plant/Gen Set Fuel Cost				
		Sub-Total Fuel & Lubricants General (220208)		3,150,000	-	3,150,000
220209		FINANCIAL CHARGES				
	01	Bank Charges (Other than Interest)		700,000.00	208,584.30	491,415.70
	04	Others Consolidated fund Bank Charges)				
		Sub-Total Financial Charges (220209)		700,000.00	208,584.30	491,415.70
220210		Miscellaneous expenses				
	01	Refreshment & meals		13,000,000.00	9,212,330.00	3,787,670.00
	02	Honorarium & Sitting Allowance		31,550,000.00	10,055,000.00	21,495,000.00
	03	Publicity & Adverts				
	04	Medical Expenses Local		7,620,000.00	184,250.00	7,565,750.00
	06	Postage & Courier Services				
	07	Welfare Packages		8,110,000.00	3,515,000.00	4,595,000.00
	32	Postal Agents				
	28	Legislative Council Maintenance		12,000,000.00	--	12,000,000.00
	29	Traditional Rulers		6,000,000.00	--	6,000,000.00
	34	Disposal of Waste/Unidentified Corpse				
		Waste Disposal				
		Legal Service				
		Sub-Total Miscellaneous expenses(220210)		84,280,000.00	22,966,580.00	61,313,420.00
		Total OVERHEAD COST (2202)		200,000,000.00	84,941,554.30	115,058,445.70
2204		GRANTS & CONTRIBUTIONS				
220401		Grants & Contributions				
2207		TRANSFERS				
220701		Transfer Payments to Govt. Establishments		764,528,621.70	764,528,621.70	--
		TOTAL OTHER RECURRENT EXP COSTS (22)				
		CAPITAL EXPENDITURE				
		TOTAL EXPENDITURE		2,058,074,621.70	1,741,079,172.14	316,995,449.56

**ABA NORTH LOCAL GOVERNMENT
EZIAMA**

STATEMENT 5.3

**STATEMENT OF COMPARISON OF
BUDGET AND ACTUAL AMOUNTS FOR
THE YEAR ENDED DECEMBER 31, 2020**

**COMPARATIVE STATEMENT OF ASSETS
FOR THE YEAR ENDED DECEMBER 31, 2020**

Econ Code		Details of Assets	NOTE	Total Approved Estimates	Actual Assets	Variance
				₦	₦	₦
3		ASSETS				
31		CURRENT ASSETS				
3101		CASH/BANK BALANCES HELD BY TREASURER				
310101		CONSOLIDATED REVENUE FUND				
	01	Cash Balance Consolid. Revenue Fund	22		40,367,139.84	
310103		CONTIGENCY FUND				
	01	Cash Balance Contingency Fund				
		Sub-Total Contingency Fund (310103)				
		Sub-Total Cash/Bank Balances Held By Treasurer (3101)			40,367,139.84	
3106		RECEIVABLES				
310601		PERSONAL ADVANCES				
	01	Personal Advances	24		63,617,950.00	
		Sub Total Personal Advances (310601)			63,617,950.00	
310602		ADMINISTRATIVE ADVANCES				
	01	Administrative Advances				
		Sub Total Administrative Advances (310602)				
		TOTAL CURRENT ASSETS (31)				
32		NON-CURRENT ASSETS				
		TOTAL ASSETS			103,985,089.84	

**ABA NORTH LOCAL GOVERNMENT
EZIAMA**

STATEMENT 5.4

**STATEMENT OF COMPARISON OF
BUDGET AND ACTUAL AMOUNTS FOR
THE YEAR ENDED DECEMBER 31, 2020**

**COMPARATIVE STATEMENT OF LIABILITIES/EQUITIES
FOR THE YEAR ENDED DECEMBER 31, 2020**

Econ Code	Details of Liability / Equity	NOTE	Total Approved Estimates	Actual Liability/ Equity	Variance
			#	#	#
4	LIABILITIES / EQUITY				
41	CURRENT LIABILITIES				
4101	DEPOSITS				
410101	Contract Retention Fees				
	07 Other Deposits	31		22,856,331.21	
	Sub-Total Contract Retention Fees (410101)				
	Sub-Total Deposits (4101)			22,856,331.21	
4302	RESERVES				
430201	Accumulated Surplus / (Deficit)				
	01 Accumulated Surplus / (Deficit)	39		81,128,758.63	
	Sub-Total Reserves (4302)				
	TOTAL CAPITAL & RESERVES (43)			81,128,758.63	
	TOTAL LIABILITIES/EQUITIES			103,985,089.84	

ABA NORTHLOCAL GOVERNMENT EZIAMA

STATEMENT 6 NOTES TO THE ACCOUNTS FOR THE YEAR ENDED DECEMBER 31, 2020

NOTE	DETAILS	REF. NOTE	2020		2019
			₦	₦	₦
	Net Share of Statutory Allocation from FAAC				
1	This represents allocation made to the three tiers of Government from the Federation Account in line with the provisions of the				
	Share of FAAC Statutory Revenue	1a	986,617.82		1,286,784,452.97
	Share of Excess Bank Charges	1b	11,538,365.42		21,013,101.92
	Share of Exchange Gain	1c			3,043,580.11
	Share of Solid Mineral	1d	1,693,657.11		1,905,745.78
	Share of intervention	1e	7,535,707.49		2,361,880.57
	Share of force Equalization	1f	19,431,664.32		10,481,601.78
	Share of order of OASF	1g	282,227.08		1,658,043.04
	Share of Excess Crude	1h	22,773,662.05		
	Share of None oil Revenue	1i	31,610,979.00		
	Total (Gross) FAAC Allocation to Aba North LGA			1,114,111,377.79	1,327,248,412.17

Details

MONTH	2020							2019		Total
	1a	1b	1c	1d	1e	1f	1g	Non oil Revenue	Intervention	
	Statutory Revenue ₦	Exchange Gain ₦	Excess Bank charges ₦	Solid minerals ₦	Order of OAGF ₦	Forex Equalization ₦	Excess Crude ₦	₦	₦	
Jan	101,191,388.47	201,987.36	144,371.62							
Feb	89,364,513.28	145,754.32				2,896,501.44				
Mar	90,552,712.26	12,383,228.73								
Apr	70,618,023.81	5,250,916.48		1,693,657.11	282,227.08		22,773,662.05			
May	79,661,731.00	5,486,599.75	222,088.85							
Jun	83,680,302.70	8,555,814.39	10,952,561.95							
Jul	125,903,156.59									
Aug	98,136,420.71									
Sept.	60,373,241.82					13,721,369.60		9,857,305.75	7,535,707.49	
Oct	62,479,268.08		219,343.00					21,753,670.25		
Nov	72,428,482.06					1,499,353.59				
Dec	72,091,376.04	740,199.47				1,314,439.69				
TOTAL	986,480,617.82	32,764,500.50	11,538,365.42	1,693,657.11	282,227.08	19,431,664.32	22,773,662.05	31,610,976.00	7,535,707.49	1,114,111,377.79

Value Added Tax					
1b			2020		2019
			₱	₱	₱
	This represent share of VAT to the three tiers of government in line with the provisions of the VAT Act				
	Share of value Added Tax (VAT)				
	Total (Gross) FAAC Allocation to ARO. LG	2a		442,432,150.18	357,849,172.56

DETAILS

1b	MONTH	2020			2019
		NET RECEIPT ₱	DEDUCTION ₱	TOTAL ₱	TOTAL ₱
	January	30,687,933.60		30,687,933.60	31,642,818.67
	February	28,813,804.22		28,813,804.22	28,777,458.63
	March	35,009,132.11		35,009,132.11	28,130,460.54
	April	27,086,982.47		27,086,982.47	29,260,629.63
	May	30,063,715.32		30,063,715.32	31,899,591.98
	June	37,070,065.88		37,070,065.88	32,669,348.84
	July	38,271,430.98		38,271,430.98	28,241,466.36
	August	43,301,009.66		43,301,009.66	26,522,960.38
	Sept.	40,852,951.69		40,852,951.69	28,136,918.68
	October	36,129,649.41		36,129,649.41	31,783,256.61
	November	45,472,351.91		45,472,351.91	27,312,287.01
	December	49,673,122.93		49,673,122.93	33,471,975.33
	TOTAL	442,432,150.18		442,432,150.18	357,849,172.56

NOTE	PARTICULARS	AMOUNT	TOTAL
		₪	₪
2	Tax Revenue		
	Other service taxes	2,096,431.08	
	Total Tax Revenue		2,096,431.08
3	Non - Tax Revenue		
	LICENCES		
	Registration of voluntary organizations	48,485,445.15	
9	SALARY		
	SALARIES AND WAGES		
	Salary	891,603,996.04	
	Sub-Total Salaries and Wages		
11	OVERHEAD COSTS		
11.1	OVERHEAD COSTS BY FUNCTION		
	Travel & Transport	18,819,500.00	
	Utilities	-	
	Materials & Supplies	1,583,890.00	
	Maintenance Services	458,000.00	
	Training	815,000.00	
	Other Service	380,000.00	
	Consulting and Professional Services		
	Miscellaneous Expenses	63,240,164.30	
	TOTAL		
12	TRANSFER TO OTHER GOVT. ENTITIES- DEDUCTIONS BY JOINT ACCOUNTS & ALLOCATION COMMITTEE (JAAC)		
	Statutory Deductions	573,396,466.28	
	Administrative	127,421,436.94	
	Other Sundry Deductions	63,710,718.48	
	TOTAL	764,528,621.70	

Note 22 CASH AND BANK BALANCES

S/N	DETAILS	A/C NO	AMOUNT	TOTAL
A	CASH- IN- HAND			563,983.56
B	CASH AT BANKS:			
i	UBA	1023124289	22,236,141.18	
ii	UBA	1023501145	167,317.52	
lii	UBA	1020090839	51,949.98	
iv	UNION BANK	0115509233	2,097.80	
v	ZENITH BANK	1012571979	246,205.24	
vi	FIRST BANK	2035407427	18,766.42	
vii	FIRST BANK	2035407441	27,216.20	
	TOTAL CASH AT BANKS			22,749,694.34
C	BALANCE AT JAAC			17,053,461.94
	TOTAL			40,367,139.84

NOTE 24 RECEIVABLES**OUTSTANDING ADVANCES AS AT DECEMBER 31, 2020**

S/N	FOILO	NAME	AMOUNT N
1.	1	Anthony Ufomba	270,000
2.	5	Ihediwa Nnabuike	231,700
3.	8	Ahaiwe T.E (Mrs)	180,000
4.	9	Uchendu Sam Okorie	565,000
5.	13	Promise Nwagba	150,000
6.	17	Nwaubani Patricia	40,000
7.	23	Chioma A. Okala	70,000
8.	28	Omeribe J.C. (Mrs)	15,000
9.	32	Denwosu A. Chibuike	3,566,500
10.	37	Mgbeahuru Blessing	35,000
11	42	Juliet Ibe Ogboso	10,000
12	47	Ogwo Chinasa C.	25,000
13	50	Ihebirinandu Kenneth	20,000
14	51	Alex Nwachukwu	25,000
15	52	Ikenna Ogwuma	15,000
16	53	Nwadibia Chibuike C.	30,000
17	55	Mrs Gladys Nwogu	200,000
18	57	Eberendu Ndubuiwe	25,000
19	58	Uche Ihemamma	380,000
20	62	Akpulonu Happiness	335,000
21	64	Ijeoma Ogubunka	10,000
22	65	Okpari Ojije	25,000
23	66	Ngozi Ukata	5,000

24	68	Barr. Chijioke Nwogu	380,000
25	69	Hon. Prince Stanley	130,000
26	67	Uka Chinyere Obasi	5,000
27	71	Nwaigwe Onyinyechi	227,000
28	72	Anosike Chidinma	25,014,000
29	78	Destiny Jumbo	70,000
30	79	Emeka Orji (Chief of Staff)	355,000
31	81	Kalu Idika	310,000
32	86	Paricia Ogbonna	760,000
33	89	Hon. Eke Udensi	10,000
34	90	Hon. Nwammah Kelechukwu	100,000
35	92	Uche & Eze	60,000
36	93	Samuel Nwogu	50,000
37	94	Hon. Alozie Chisom	110,000
38	96	Iheanyi Ukegbu	50,000
39	97	Nwankpa Ezechi	410,000
40	101	Kenneth Ekwueme	60,000
41	103	Ngozi Ochor	220,000
42	104	Umeze Linda	745,000
43	107	Godwin Kalu	300,000
44	110	Hon. Bestman Ahaiwe	300,000
45	111	Prince Nnaemeka ogbonna	50,000
46	112	Chima Obiocha	50,000
47	114	Chioma Alaribe	1,200,000
48	115	Bar. Charles Esonu	1,600,000
49	117	(Mrs) Kelechi Esonu	100,000
50	118	Eze Destiny Egege	550,000
51	119	Obaa Nnameka Orji	1,780,000
52	122	Ben Fred	10,000
53	124	Okeri Chijioke Kanu	15,000
54	127	Ndidi O. Ndukwe	100,000
55	128	Nwagboso Destiny	17,668,800
56	130	Nwosu Jane	5,000
57	133	Hon. Victor Ubani	3,400,000
58	136	Hon. Joy Nwachukwu	1,300,000
59	141	Nnorom Dorcas N.	25,000
60	143	Alaribe Roseline	55,000
61	145	Oji Eso	30,000
62	147	Lady Mercy Erundu	15,000
63	151	Onwuzurumgbo DOM	100,000
64	158	Felicia Onuoha	22,000
65	161	Queen Ifeme	10,000
66	168	Okeugo O.C.	60,000
67	171	Nwachukwu Uchechi	150,000
68	175	Maduako Rachael	25,000

69	178	Nwagboso Chidiebere	600,000
70	184	Chibuike Emereole	84,950
71	187	Onyinyechi Ndidi N.	50,000
72	188	Orji Prince Chinyere	20,000
73	191	Okorie George E.	1,600,000
74	199	Erondu Catherine	50,000
		Total	63,617,950

NOTE 31 DEPOSITS

OUTSTANDING DEPOSITS AS AT DECEMBER 31, 2020

S/N	NAME	FOLIO	AMOUNT
			₦
1.	5% contract Tax (WHT)	1	9,332,938.00
2.	Staff Welfare Dues	3	256,700.00
3.	NULGE	7	
4.	PAYEE	11	
5	5% contract (VAT)	15	904,410,633.00
6	National Hosing Fund	17	538,006.47
7	Pat Mgbemena	21	12,500.00
8	M.N. Ogbonna	22	10,465.00
9	Education Levy	23	274,815.00
10	OMPADEC	24	929,215.41
11	Chimaobi Alozie	25	148,295.00
12	Clement Ulu	26	162,200.00
13	Onwuka Uma	27	344,090.00
14	Ogadinma Ahukanna	28	107,000.00
15	Engr. Godson Azuru	29	1,404,000.00
16	Obioma Ahukanna	30	89,500.00
17	Admin. Welfare Association	32	142,400.00
18	Finance Welfare Association	34	24,700
19	LOGLA	40	
20	Works Dues	45	33,900.00
21	Ngwa Association	92	78,800.00
22	Old Bende	99	
23	Fine Stand hope (Agric)	110	12,500.00
24	Medical & Health	113	
25	Aba North NULGE	121	
	TOTAL		22,856,331.21